



EARLY VOTING

ELECTION WORKER TRAINING

NOVEMBER 2025 UNIFORM & SPECIAL ELECTION

Revised 10/07/2025

1

EL PASO COUNTY ELECTIONS DEPARTMENT

Mission Statement

- Our continuous mission to the community is to impart excellent voter registration and election services with the highest level of professionalism, accuracy, efficiency and integrity.
- Our department has the responsibility of conducting Federal, State, and County elections. Our department oversees elections for School Districts, Municipalities, Hospital District Bonds, County Elections, including bonds, and Water Districts and other political subdivisions that contract with El Paso County for election services.

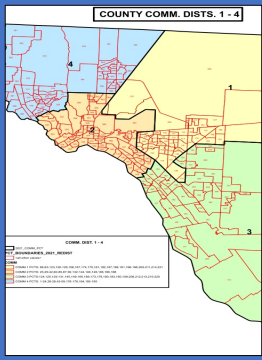


2

COLLABORATION IS ESSENTIAL

- Our duty is to carry out the many tasks required to ensure the county's eligible voters have full access to the voting process and can cast a secure and confidential ballot.
- It takes hundreds of civic-minded citizens to conduct an election in our county, and Election Workers play an essential part of our mission.
- We are providing a public service to citizens of the county, and we must **all work together** to carry out our duties as prescribed by law.
- Your service is greatly appreciated, and we look forward to working alongside you all for many years to come.

3



EL PASO COUNTY COMMISSIONER PRECINCT MAP

- El Paso County uses the Countywide Polling Place Program (Texas Election Code, Section [43.007](#)).
- Which means all registered voters of El Paso County may choose to vote at any voting location across the county.
- This applies for both Early Voting as well as Election Day.
- Total of **37** Countywide Early Voting Locations

4

TYPES OF ELECTIONS DEFINED

GENERAL	• An election, other than a Primary Election, that regularly occurs at fixed dates (Texas Election Code, 1.005).
SPECIAL	• An election that is not General or Primary Election (Texas Election Code, 1.005(16)). An example of a Special Election would be an election to fill a vacancy in the state legislature.
UNIFORM	• Uniform Election dates means an election date prescribed by Texas Election Code, 41.001.
RUNOFF	• An election that occurs when one candidate does not receive enough votes to be elected in an election that requires a majority vote (Texas Election Code, 2.021).
PRIMARY	• An election held by a political party to select its nominees for public office including a Presidential Primary Election in advance of a General Election (Texas Election Code, 1.005(14)).

5

ELECTION WORKERS

- The term "Election Worker" refers to both Judges and Clerks. Election Workers carry out all procedures at the Early Voting Location, ensuring all eligible voters who show up at a voting site can vote. Election Workers are required to always wear name-identifying badges inside the voting site. These badges must include the Election Worker's name and title or position (Texas Election Code, Section [61.010\(b\)](#)). This ensures voters can identify who to seek for help.
- There are two types of Judges in the Early Voting Location, an **Early Voting Judge** and an **Alternate Judge**. **Both Judges must collaborate to oversee the election processes in their assigned Early Voting Location.**

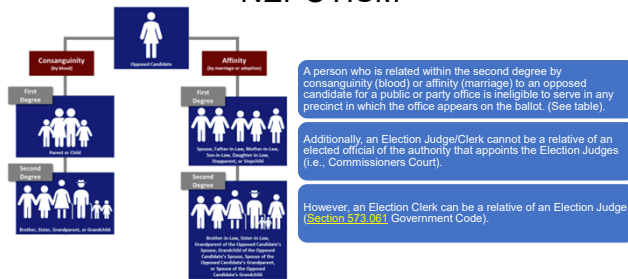
6

ELECTION WORKERS (CONTINUED)

- The **Early Voting Judge** is responsible for the management and conduct of the election at the Early Voting Location where the Judge serves. All Clerks and the Alternate Judge report to and take direction from the Early Voting Judge.
- The **Alternate Judge** serves as backup for the Early Voting Judge. If the Early Voting Judge is out or must leave for any amount of time, the Alternate Judge shall serve in their absence (Texas Election Code, Section [32.001\(b\)](#)). The Alternate Judge should be informed and prepared to step into this role, if needed.
- Clerks** perform a wide variety of duties in the Early Voting Location. All Clerks must learn to perform all job functions as situations may arise that require Clerks to change roles.
- All **Election Workers** are expected to follow Federal and State laws related to the conduct of elections. Election Workers are considered County of El Paso employees, and the County has the right to set policies and procedures that workers must follow.

7

NEPOTISM



10

BEFORE EARLY VOTING

- **Training materials available inside Early Voting binder:**
 - DS200 Training Guide
 - ExpressVote Training Guide
 - Curbside ExpressVote Training Guide
 - Electronic Poll Pad Training Guide
 - Handbook of Election Judges and Clerks
 - Poll Watcher's Guide
 - How To's: Provisional, Ballot By Mail, Various Forms (*Ex: Payroll Form, Register of Official Ballot*)
 - Texas Poll Worker Training Guide to Working with Voters with Disabilities
- **Training videos available on our website, www.epcountyvotes.com**
 - DS200 instructions
 - Express Vote Instructions
 - Express Touch Instructions
 - Electronic Poll Pad Instructions



CONSTITUTIONAL OATH

- The Statement of Officer must be completed before the Constitutional Oath of Office is administered.
- Each oath that is administered is valid for the duration of the election officer's term of office and shall be filed with the election records, Elections Department.
- Note: The Constitutional Oath is signed by the Election Worker once a year. This oath will be executed during one of the Poll Worker trainings.

[illegible]

11

FIRST DAY OF EARLY VOTING

Early Voting Judge:

- About 15 minutes before your location opens, administer the “Oath of Election Judges & Clerks” for your Election Workers and yourself.
- Your Early Voting Location must be open to the public during hours assigned; see the list of Early Voting Locations inside your Early Voting binder.
- **Return completed oath inside Envelope #2.**

State of _____ County of _____ City/Town/Village of _____ Precinct of _____	NOTARY PUBLIC My Comm. Expires _____ My Notary No. _____ My Exp. Date _____ My Notary Name _____ My Notary Address _____ My Notary Phone _____ My Notary Email _____
--	--

OATH OF ELECTION JUDGES AND CLERKS

I swear or affirm that I will not in any manner request or seek to purchase or induce any other to vote for or against any candidate or nominee to be elected on, nor that I will voluntarily perform my duty as officer of the election and guard the purity of the ballot.

<u>Judy Smith</u> Election Judge	<u>Martin Matthis</u> Election Judge/Clerk
<u>Marilyn Jones</u> Signature of Election Clerk	<u>Louise Smith</u> Signature of Election Clerk
_____ Signature of Election Clerk	_____ Signature of Election Clerk
_____ Signature of Election Clerk	_____ Signature of Election Clerk

12

EARLY VOTING LOCATION

Early Voting Judge, Alternate Judge & Clerks:

- Be professional when communicating with the staff of the facility that you've been assigned to.
- Should any issues or concerns arise (facility, facility staff, voters, electioneers, etc.) you must contact the Elections Department at (915) 273-3597.
- Do not take it upon yourself to make any decisions on behalf of the Elections Department.



13

EARLY VOTING LOCATION

Early Voting Judge:

- Should any facility personnel request to move you to a different location/room/area aside from what's on your Writ of Election, call the Elections Department at (915) 273-3597.
- Do not make any decisions or changes regarding location/room/area before contacting the Elections Department first.
- This information is written in contract and must be handled by the El Paso County Elections Department.

14

IMPORTANT REMINDERS

Set-up procedures for this election:

- First Day of Early Voting: Everyone arrives an hour before the location is scheduled to open to help set-up voting area.
- Last Day of Early Voting: Deliver all supplies to the Elections Warehouse located at 3850 Justice Dr., El Paso, Texas 79938.
- Do not forget the Ballot Box (blue bin w/live ballots), and the DS200 flash drive.

15

PAYROLL

- All **Election Workers** must write their social security number legibly. **Make sure it is the correct number as any minor misspellings will only delay the payroll process.**
- **Early Voting Judge** and Clerk must sign at the bottom of the payroll form.
- **Early Voting Judge** signs all payroll forms for every single Election Worker, including the Alternate Judge, but except for his/her own.
- **Alternate Judge** will sign payroll form for the Early Voting Judge.
- Every **Election Worker** must complete their own payroll form daily.

Note: Election Worker, you must initial your payroll form **DAILY** as verification that your time in and time out are correct. Early Voting Judge, make sure that this procedure is completed daily by all Election Workers.

16

PAYROLL FORM

NEW CHANGES:

Two separate payroll forms must be completed and turned in by each Election Worker; **WEEK 1** and **WEEK 2**.

WEEK 1: Make sure all payroll forms are complete and have **two signatures** from the Election Worker and Early Voting Judge before placing them inside the **Payroll Envelope**. **Payroll forms will be picked up by your Rover on Saturday.**

WEEK 2: Make sure all payroll forms are complete and have **two signatures** from the Election Worker and Early Voting Judge before placing them in the **Payroll Envelope**. Only if applicable, delivery of supplies must be circled, "Driver" or "Companion." Payroll forms must be delivered by the Early Voting Judge to Justice Warehouse on the last day of Early Voting.

REMINDERS:

- Election Worker must complete **their own** payroll form.
- Early Voting Judge signs all payroll forms.
- Alternate Judge will sign payroll form for the Early Voting Judge.

17

PAYROLL EXAMPLE

The image shows two identical copies of the 'EARLY VOTING PAYROLL FORM'. Each form has a header section with fields for 'ELECTION DATE', 'ELECTION TIME', and 'ELECTION PLACE'. Below this is a table with columns for 'Day', 'Date', 'Time In', 'Time Out', 'Total Pay', and 'Signature'. The 'Total Pay' column is labeled 'Total Pay \$'. The 'Signature' column is labeled 'Signature'. The forms are labeled 'WEEK 1' and 'WEEK 2' respectively, with the labels circled in red. The Week 1 form has a circled 'WEEK 1' label, and the Week 2 form has a circled 'WEEK 2' label.

Each payroll form must have **two signatures** before turning it in!

18

HOURS AT THE EARLY VOTING LOCATION

Early Voting Judge:

- reviews work schedules and assignments with the Clerks (Texas Election Code, Section [32.072](#)).
- treats Clerks uniformly in designating their working hours and duties and in regulating temporary absences (Texas Election Code, Sections [32.072\(c\)](#) and [32.073\(c\)](#)).
- When you leave the voting location for a long period of time, you need to note the clock-in and clock-out time on your payroll form.
- Not noting these times on your payroll form is considered theft by deception.
- The Elections Department will remove you and send a complete investigation to the Sheriff's Department.

19

DRESS CODE-ACCEPTABLE ATTIRE FOR ELECTION WORKERS

- **Pants:** Dress slacks, capris, khakis, cargo pants, and denim jeans.
- **Shirts, Tops and Jackets:** Blouses, dress shirts, sweaters, casual shirts, polo shirts, cardigans, turtlenecks, suit jackets, sport coats, and blazers. Long sleeve and short sleeve shirts must always be buttoned.
- **Sleeveless Attire:** Shoulder strap must be 2 inches wide. If the strap is less than 2 inches in width must be accompanied by an overlaying jacket, sweater, cardigan, blazer, etc.
- **Skirts and Dresses:** Casuals dresses, skirts, sheath dresses, and skorts. Length of the dress or skirt should be no more than two inches above the knee.
- **Footwear:** Dress shoes, dress heels, loafers, boots, flats, conservative walking shoes, clogs, and tennis shoes. Feet must be covered at all times and toes should not be exposed.
- **Hats:** Are allowed if worn for religious reasons.


20

DRESS CODE-UNACCEPTABLE ATTIRE FOR ELECTION WORKERS

- Clothing that exposes too much of your back, chest, stomach, legs, or undergarments is not appropriate for the workplace.
 - For example: Short skirts or shorts, tube tops, halter tops with spaghetti straps, off the shoulder tops, tops with a low neckline, etc.
- Extremely faded, frayed, bleached, or torn items of clothing.
- Bib overalls
- **Athletic Wear:** Biker shorts, spandex/lycra tops or bottoms, sweatpants, etc.
- Clothing with any offensive images, words, or slogans.
- Provocative/revealing/transparent attire.
- **Footwear:** Thongs, flip-flops and any shoe that expose the entire toe area (excluding footwear prescribed by a Physician is permissible if office receives a written request from a doctor).
- **Hats:** Athletic type hats/caps, visors or beanies.
- **Campaign Attire**

21


ELECTION POSTINGS & SAMPLE BALLOT



All postings and sample ballot(s) must be visible to the voter immediately entering your voting place
(Texas Election Code, Sections 62.011, 62.0111, 62.0112, 62.0115, 62.012, 85.036(1) 64.011 and Penal Code, 46.03(a)(2))

22

POSTINGS DISPLAY STAND



- Every Early Voting Location will receive one display stand.
- All postings will be set-up and ready for display.
- All that is required from Poll Workers is to set up the stand.
- Instructions will be included.

23

NOTICE OF APPROVED FORMS OF ID




Photo ID postings, available in English and Spanish.

Must be placed at the entrance door to your Early Voting Location so it is visible to voters as they enter (Texas Election Code, Section 62.016).

24

VOTING PLACE ARRANGEMENT

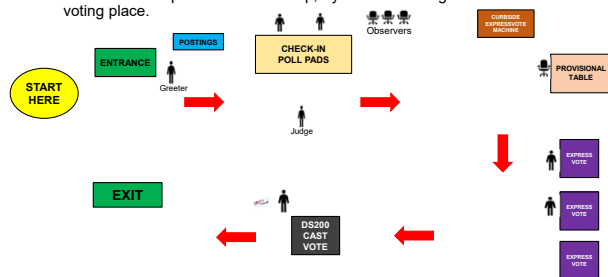
Train your workers to do the following:

- Try to have a dedicated entrance and exit.
- Clearly state where the voter goes to check-in.
- Place the check-in station near the entrance.
- Arrange the table so there can be a forms table aside from the main check-in station.
- Place the ballot box (DS200) near the exit.
- Post a dedicated Clerk to ensure the ballots are being deposited into ballot box (DS200) before the voters exit but ensure that the secrecy of the ballot isn't compromised when providing assistance.
- Place the curbside ExpressVote machine away from the check-in station.
- Make sure the Early Voting Judge has a good view of the voting place at all times.
- If you have Poll Watchers or observers, remember they have free movement, but you may give them a place to sit.

25

VOTING PLACE ARRANGEMENT

- This is an example of an ideal set-up, try to establish a good flow in the voting place.



26

ELECTRONIC DEVICES

- A person is not allowed to use a wireless communications device within a room in which voting is taking place. Additionally, a person is not allowed to use a mechanical or electronic device to record sound or images within 100-feet of the voting stations (Texas Election Code, Sections [61.014\(a\)](#) and [62.0111](#)).
- Examples of what devices should not be used?
 - Cell phones (*Except for persons using assistive technology devices. Election Judge has discretion on this type of use*)
 - Cameras
 - Tablet computers
 - Laptop computers
 - Sound recorders
 - Any other device that may communicate wirelessly or be used to record sound or images.

27

ELECTRONIC & RECORDING DEVICES (Texas Election Codes, 61.003 & 61.014)

- **Exception:** Election Worker conducting official duties.
- **Exception:** Use of election equipment necessary for the conduct of the election.
- **Exception:** Persons employed at the location while acting in course of person's employment.
- **Exception:** Persons using assistive technology devices. Early Voting Judge has discretion on this type of use.



Media

Media is prohibited inside the 100 ft. marker. Should any media personnel arrive at your location you must contact the Elections Department. Early Voting Judge, you do not have the authority to allow any media personnel to record or conduct interviews within the 100 ft. marker.

28

UPDATING WAIT TIMES

- Every 30 minutes you will need to send a text message to **(915) 493-6965**.
- Your message will consist of ONLY a single letter. Each letter will correspond to a specific wait time:

Letter	Wait Time
A	Less than 10 minutes wait time
B	10 to 20 minutes wait time
C	20 to 30 minutes wait time
D	More than 30 minutes wait time

- Once you send the wait time text you will receive a "Thank You" response. This will signify that your message was sent successfully.
- Cell phones provided by the department are to be used **STRICTLY** for wait time text messages and/or to contact your Rover/Elections Department. **PERSONAL USAGE is PROHIBITED.**
- **DO NOT** call, text message or download any apps.

29

WRITTEN COMMUNICATION



Written communications may be used by voters inside your voting area. Election Workers must periodically check voting machines and common areas of the voting area for sample ballots, pamphlets, brochures or other written materials pertaining to the election that may have been discarded by previous voters (Texas Election Code, Section [61.011](#)).

30

VOTERS WITH DISABILITIES

Voters with disabilities have the right to:

- Vote by themselves and make their own choices.
- Get help from a person of their choice or an Election Worker.
- A physically accessible Early Voting Location and the use of an accessible voting machine.
- Vote if they have a guardian, unless a court determines they cannot.
- Be treated in the same way as all other voters. If the voter is properly registered, it is **not up to the Election Worker to question or challenge the voter's registration or competence to vote.**

31

VOTERS WITH DISABILITIES

Pursuant to Texas Election Code, Section [63.0015](#):

- An election officer **may shall** give voting order priority to individuals with a mobility problem that substantially impairs the person's ability to move around.
- A person assisting an individual with a mobility problem may also, at the individuals request, be given voting order priority.
- Disabilities and conditions that may qualify a voter for voting priority include but is not limited to paralysis, lung disease, the use of portable oxygen, cardiac deficiency, severe limitation in the ability to walk due to arthritic, neurological, or orthopedic condition, wheelchair confinement, arthritis, foot disorder, the inability to walk 200 feet without stopping to rest, or use of a brace, cane, crutch, or other assistive advice.
- Providing voting order priority is now a requirement, not just a courtesy.

**NOTICE OF VOTING ORDER PRIORITY FOR
VOTERS WITH CERTAIN DISABILITIES**

Pursuant to Section 63.0015, Texas Election Code:

An election officer **may shall** give voting order priority to individuals with a mobility problem that substantially impairs the person's ability to move around.

- A person assisting an individual with a mobility problem may also, at the individual's request, be given voting order priority.
- Disabilities and conditions that may qualify you for voting order priority include paralysis, lung disease, the use of portable oxygen, cardiac deficiency, severe limitation in the ability to walk due to arthritic, neurological, or orthopedic condition, wheelchair confinement, arthritis, foot disorder, the inability to walk 200 feet without stopping to rest, or use of a brace, cane, crutch, or other assistive device.
- Voters who wish to be given voting order priority, will be considered for voting before others in line to vote at that polling place. This includes line to vote and election officer waiting at the voting place. Your polling location will post and bring the voter and the voter's assistant, if applicable, forward to the front of the line.

**AVISO DE PRIORIDAD DE ORDEN DE VOTACIÓN
PARA VOTANTES CON CERTAS DISCAPACIDADES**

De conformidad con la Sección 63.0015, Código Electoral de Texas:

Un oficial de elecciones **puede o deberá** dar prioridad de orden de votación a votantes con una limitación que sustancialmente impide la capacidad de la persona para moverse.

- Una persona que asiste a un individuo con un problema de movilidad también puede, a petición del individuo, ser dado prioridad en el orden de votación.
- Discapacidades y condiciones que pueden calificarte para prioridad de orden de votación incluyen: parálisis, enfermedad pulmonar, el uso de oxígeno portátil, deficiencia cardíaca, limitación severa en la habilidad para caminar debido a condiciones artríticas, neurológicas o ortopédicas, confinamiento en silla de ruedas, artritis, trastorno del pie, la incapacidad de caminar 200 pies sin parar para descansar, o el uso de una almohadilla, bastón, muleta u otro dispositivo de apoyo.
- Votantes que deseen recibir prioridad de orden de votación, se darán prioridad para votar antes que otros en la línea para votar en el lugar de votación. Esto incluye la línea de espera para el oficial de elecciones y el lugar de votación. El personal de la estación de votación debe traer al votante y al asistente del votante, si es aplicable, adelante al frente de la línea.

32

VOTERS WITH DISABILITIES

- General guidelines:
 - **Be respectful.** Use common sense. Voters with disabilities want to be treated the same way as everyone else. Show them the same respect you would give every other voter.
 - **Just ask.** Don't be afraid to help, but don't automatically give assistance unless the person has requested it or consented.
 - **Communicate with the voter.** Some voters with disabilities may have an Assistant, Interpreter, or friend with them. Always look and speak directly to the voter, not to their companion.

33

ASSISTING A VISUALLY IMPAIRED VOTER

- Become familiar with the ADA keypad and headphones that comes with every ExpressVote and ExpressTouch machine.
- Hand the keypad correctly to the voter and place it in his/her hand.
- Learn to use exact language. Avoid saying, "up here," "down there," "over here," "the green button." Instead say, "on the upper right of the keypad," "the round center button," "the arrow to the left of the round center button."
- Before reaching out to touch a voter ask permission. "May I touch your hand?" "Do you want to hold my arm so I can guide you?" "Would you like to place your hand on my shoulder so you can follow me?" Keep in mind that although some visually impaired voters use a white cane, some still have a little bit of useful vision, so they may not have to be led to the voting machine.
- Speak directly to the voter even though he/she may have a companion with them. Use a normal tone. They are not deaf, only blind. They do not appreciate having their voting choices announced for all to hear.

34

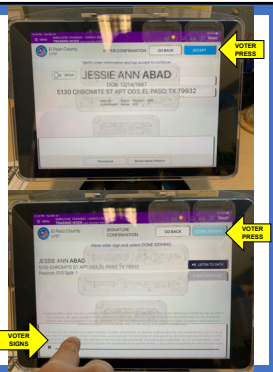
WHAT ABOUT VOTERS WITH DISABILITIES AND TECHNOLOGY?

- Section 1.022 of the Texas Election Code provides that a provision of the Code may not be interpreted to prohibit or limit the right of a qualified individual with a disability to request a reasonable accommodation or modification to any election standard, practice, or procedure mandated by law or rule that the individual is entitled to request under Federal or State law.
- In recent years, advances in technology have allowed cell phones, tablets and other wireless communication devices to assist voters with disabilities. **As an example, a voter may use a program/application on a cell phone to translate verbal communication into sign language, allowing the voter to understand communication by an Election Worker.** While the situation is not expressly addressed in the Election Code, an Election Judge may use their authority to allow a voter utilization of these programs/applications at their discretion.

35

BRaille POLL PAD SCREEN

- Place the Braille Poll Pad Screen when the voter confirmation screen appears.
- This screen provides braille literacy for blind and visually impaired voters.
- Voter will be able to sign at the bottom of the screen once he/she verifies their information.



36

EXIT POLLING

- The Early Voting Judge may allow non-disruptive exit polling within the 100-foot boundaries surrounding the Early Voting Location.
- The Early Voting Judge must determine that such exit polling does not constitute either:
 - "Loitering" in violation of Sec. 61.003(a) of the Code or;
 - A disruption of order or a contribution to a breach of the peace at the Early Voting Location.
- The Early Voting Judge has discretion to tell persons conducting the exit poll to go beyond the distance markers if their activities are disruptive to voters.

Texas Election Code, Sections [61.003\(a\)](#) and [32.075](#)

37

ELECTIONEERING

Also known as **Campaigning**

- Post distance markers 100 ft. in each direction from all entrances through which voters may enter the building in which an Early Voting Location is located (Texas Election Code, Sections [61.003\(a\)](#) and [62.010\(a\)](#)).
- It is unlawful for any person to electioneer or loiter within the boundary established by the distance markers. An offense is a Class C misdemeanor (Texas Election Code, Section [61.003](#)).
- Election Workers may not enforce the electioneering or loitering statutes outside the 100 ft. distance marker (Texas Election Code, Section [32.075](#)).
- Each location will be provided with **two large distance marker cones**. You must place them 100 feet from each entrance through which voters may enter the building.



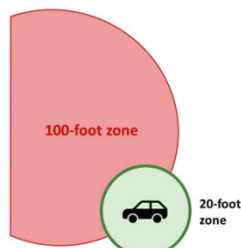
DISTANCE MARKER
NO ELECTIONEERING OR LOITERING
BEYOND THIS POINT AND THE DISTANCE
MARKER CONSIDERED A CLASS C MISDEMEANOR, A
CLASS C MISDEMEANOR IS PUNISHABLE BY FINE
NOT TO EXCEED \$500.



38

ELECTIONEERING-CHANGES TO CURBSIDE VOTING

- Section [61.003](#) of the Texas Election Code has been amended to prohibit an individual from electioneering within 20 feet of a parking space designated for curbside voting.
- The 20-foot distance marker is in addition to the current 100-foot distance marker, meaning that the 100-foot zone still exists around a polling location but could possibly be extended if your designated curbside spot is on the edge of the 100-foot zone.



39

ELECTIONEERING

- On September 30, 2021, the U.S. District Court for the Southern District of Texas issued a final judgement in *Ostrewich v. Hudspeth*, a lawsuit challenging the electioneering provisions in the Texas Election Code, Sections 61.003, 61.010, and 85.036.
- In the *Ostrewich* case, the district court upheld Sec. 61.010 but struck down Secs. 61.003 and 85.036 in the context of voters' apparel during voting as a violation of the First Amendment to the U.S. Constitution.
- In June 2023, the Fifth Circuit affirmed the district court's ruling as to Section 61.010 and reversed the portion that struck down Sections 61.003 and 85.036 of the Code. The Supreme Court subsequently denied certiorari. Thus, all three electioneering laws, Sections 61.003, 61.010, and 85.036 of the Texas Election Code, were upheld and remain in force now.
- Each Early Voting Location must be organized with 100-foot distance markers posted at surrounding outside entrances to the building. As a result of the above-referenced litigation, during the voting period and inside this protected area, during Early Voting, it is prohibited to electioneer, including expressing preference for or against any candidate, measure, or political party, **regardless of whether they are or are not on the ballot**, or relating to the conduct of an election.
- Please note that this court decision was addressed in the Election Judge and Clerks Handbook, available in your Early Voting binder.

40

POLL WATCHERS

- "Watcher" means a person appointed to observe the conduct of an election on behalf of a candidate, a political party, or the proponents or opponents of a measure (Texas Election Code, Section 33.001).
- The Poll Watcher...
- must provide the Early Voting Judge with a "Poll Watcher's Certificate of Appointment" and "Certificate of Completion." Early Voting Judge, you must keep the "Certificate of Appointment" and "Certificate of Completion" in **Envelope #2** for return to the custodian of election records after the election (Texas Election Code, Section 66.023(f)).
 - must wear a form of identification prescribed by the Secretary of State and provided by the Early Voting Judge or other election officer (Texas Election Code, Section 33.051(f)).
 - serving at an Early Voting Location may be present at the location at any time it is open...**the watcher may serve during the hours the watcher chooses** (Texas Election Code, Section 33.053).
 - **May not** use wireless communication devices (e.g. cell phones) in the voting place (Texas Election Code, 61.014). The watcher must be allowed to leave to use a wireless communication device and be readmitted to the voting place, if the watcher returns promptly (Texas Election Code, Section 33.052(b)).
 - **May not** be accepted for service if Poll Watcher has possession of a device capable of recording images or sound unless Poll Watcher agrees to disable or deactivate the device (Texas Election Code, Section 33.051).

41

POLL WATCHERS

- A Poll Watcher must complete the Poll Watcher training administered by the SOS and present the certificate of completion to the Early Voting Judge at the time the watcher reports for service. The Poll Watcher training will be available on the Texas Election Training Portal, www.sos.texas.gov (Texas Election Code, Section 33.051).

- Before being accepted for service, a watcher must take an oath administered by the election officer (Texas Election Code, Section 33.051 (a)(h)). This oath has been added to the certificate of appointment that the poll watcher presents and signs in the presence of the Early Voting Judge.

Oath: "I swear or affirm that I will not disrupt the voting process or harass voters in the discharge of my duties."

Activities a Poll Watcher may observe:

- All election activities relating to closing the voting place, including the sealing and transfer of a memory card, flash drive, data storage device, or other medium now existing or later developed for use with voting system equipment.
- Follow the transfer of election materials from the voting place to the regional tabulating center, central counting station, or other location designated to process election materials.

42

DUTIES AND PRIVILEGES OF A WATCHER

- The new law amended, Texas Election Code, 33.056 to provide that a watcher is entitled to sit or stand near enough to see and hear the election officers conducting the observed activity, except as otherwise prohibited by [Chapter 33](#). A watcher may not be denied free movement where election activity is occurring within the location at which the watcher is serving. A watcher who is entitled to "observe" an election activity under the Election Code is entitled to sit or stand near enough to see and hear the activity.
- A watcher may point out to an Election Judge or Clerk any observed irregularity or violation of law. However, if the Clerk refers the watcher to the Early Voting Judge, the watcher may not discuss the matter further with the Clerk unless the Early Voting Judge invites the discussion (Texas Election Code, Section [33.058 \(b\)](#)).
- The new law amended, Texas Election Code 32.075, to provide that an Early Voting Judge may not have a watcher removed from the voting place for violating a provision of the Election Code or any other provision of law relating to the conduct of elections unless the violation was observed by an Election Judge or Clerk. However, an Early Voting Judge may remove a Poll Watcher for a violation of the Penal Code, regardless of whether the Election Judge or Clerk observed the violation. An Early Voting Judge may call a law enforcement officer to request a Poll Watcher be removed if the Poll Watcher commits a breach of the peace or a violation of law.

43

POLL WATCHER OVERVIEW

- A Poll Watcher can view any election document at any voting place (Texas Election Code, Section [33.056\(c\)](#)).
- Election Worker Payroll Forms
 - Any requests for documents must be made as a Public Information Request and handled accordingly. Have the Poll Watcher contact the Elections Department for more information.

44

STATE INSPECTOR

A State Inspector:

- is appointed by the Secretary of State's office to designated voting places across the state (Texas Election Code, Section [34.001](#))
- must wear an identifying name tag or badge while on duty at the voting place (Texas Election Code, Section [61.010\(b\)](#))
- must be permitted to observe all election activities performed by the Election Judges and Clerks (Texas Election Code, Section [34.002](#))
- is permitted to point out any irregularities or concerns to the Early Voting Judge
- may not observe the preparation of a voter's ballot, unless the voter is being assisted by an Election Judge or Clerk
- are not required to take an oath administered by the Election Judge

45

WHO IS PERMITTED TO BE LAWFULLY PRESENT IN YOUR VOTING PLACE

- An Election Judge or Clerk
- A Poll Watcher
- The Secretary of State
- A staff member of the Elections Division of the Office of the Secretary of State performing an official duty in accordance with the Election Code
- An election official, a sheriff, or a staff member of an election official or sheriff delivering election supplies
- A State Inspector
- A person admitted to vote
- A child under 18 years of age who is accompanying a parent who has been admitted to vote

46

WHO IS PERMITTED TO BE LAWFULLY PRESENT IN YOUR VOTING PLACE

- A person providing assistance to a voter under Texas Election Code, Sections [61.032](#) or [64.032](#).
- A person accompanying a voter who has a disability.
- A special peace officer appointed by the Early Voting Judge under Texas Election Code, Section [32.075](#).
- **Primaries Only:** The county chair of a political party conducting a primary election may be in a polling place during the voting period as necessary to perform administrative functions related to the conduct of the election, as authorized under Texas Election Code, Sections [61.001](#) & [172.1113](#).
- A voting system technician, as authorized under Texas Election Code, Section [125.010](#).
- The county election officer, as defined by Texas Election Code, Section [31.091](#), as necessary to perform tasks related to the administration, of the election.
- A person whose presence has been authorized by the Early Voting Judge in accordance with the Election Code.

47

HOW TO POLITELY ADDRESS DIFFICULT ISSUES

- Electioneering
 - "Excuse me, but I'm not sure if you are aware that campaigning is prohibited by law within 100 feet of the entrance to the building where the voting place is located."
- Firearms in the Voting Place
 - Approach and say, "I'm not sure if you are aware that the Texas Penal Code prohibits firearms in the voting place even if you are licensed to carry."
- Poll Watchers
 - Approach and say, "Pardon me, I noticed that you were using your phone to make notes. State law prohibits the use of wireless devices in the voting place. Please feel free to step outside briefly if you need to use your phone. It doesn't interrupt your hours of service as long as you promptly return."

48

De-Escalation Tactics

H.E.A.T.

- H-Hear them out
- E-Empathize
- A-Apologize
- T-Take Action

49

NO POLITICKING



- As an Election Worker, your task is to manage an election, not to engage in or discuss politics.
- You must maintain a non-partisan behavior when working at your Early Voting Location.
- Do not attempt to influence the voter in any way.
- Do not discuss issues or candidates at the voting area, even if voters are not present.
- Do not speculate on the outcome of the election.

Some examples: Controversial propositions, closely contested races, controversial legislation, etc.

50

QUALIFYING THE VOTER

- The voter should be asked whether the voter has one of the acceptable forms of photo ID that is either current or not **expired more than four years**.

Note: With the exception of the U.S. citizenship certificate, which does not expire, the ID must be current or, for voters aged 18-69, have expired no more than four (4) years before being presented for voter qualification at the voting place. A person 70 years of age or older may use a form of photo ID listed in the next slide that has expired for any length of time if the ID is otherwise valid.

- If the voter says "YES", the voter is required to present that form of photo ID.
- If the voter informs you that he/she has an acceptable form but did not bring it to your Early Voting Location, the voter may vote a provisional ballot and bring the acceptable form of photo ID to the El Paso County Elections Department **within 6 days to cure their ballot**.

51

ACCEPTABLE FORMS OF PHOTO ID

1. Texas Driver License issued by the Texas Department of Public Safety (DPS)
2. Texas Personal Identification Card issued by DPS
3. Texas Election Identification Certificate issued by DPS
4. Texas Handgun License issued by DPS
5. United States Military Identification Card containing the person's photograph
6. United States Citizenship Certificate/Certificate of Naturalization containing the person's photograph
7. United States Passport (book or card)

52

ACCEPTABLE FORM OF PHOTO ID TEXAS ID

- The gold star near the top right of the Texas Identification Card/Texas Driver License **is not required** in order to vote in Texas. You must accept a Texas ID from a voter with or without the gold star and allow him/her to cast a regular ballot.



GOLD STAR not required to vote

53

DPS RECEIPT WITH PHOTO

- Receipts are issued at DPS locations when you apply for a driver's license, identification card or EIC.
- They are printed on letter sized paper.
- They are used until card is received by applicant in the mail.
- The receipt should not be expired more than four (4) years before being presented for voting.



54

ACCEPTABLE SUPPORTING FORMS

If the voter has been unable to obtain an acceptable photo ID, and the voter has a reasonable impediment or difficulty to obtaining an acceptable photo ID, he/she may present one of the following supporting forms/documents of ID and execute a **Reasonable Impediment Declaration**:

- Valid Voter Registration Certificate
- Certified Birth Certificate
- Copy of or original:
 - Current utility bill
 - Bank statement
 - Government check
 - Paycheck
 - Other government documents with voter's name and an address (original required if it contains a photograph)

58

VALID VOTER REGISTRATION CERTIFICATE

59


CERTIFIED BIRTH CERTIFICATE (must be an original)

- It may be from another state or country, does not have to be from Texas.
- It must not be a copy of a certified copy.

60

COPY OF OR ORIGINAL CURRENT UTILITY BILL


- It may be a copy or printout.
- To be current, the utility bill must be the most recent version or **at least dated within two (2) months** of the date it is presented to an Election Worker.
- The address on the utility bill does not have to match the address on the **E-Poll Book**.



61

COPY OF OR ORIGINAL BANK STATEMENT

- It may be a copy or printout.
- The address on the bank statement does not have to match the address on the **E-Poll Book**.



62

COPY OF OR ORIGINAL GOVERNMENT CHECK

- It may be a copy or printout.
- The address on the government check does not have to match the address on the **E-Poll Book**.



63

COPY OF OR ORIGINAL PAYCHECK

- It may be a copy or printout.
- The address on the paycheck does not have to match the address on the [E-Poll Book](#).



64

COPY OF OR ORIGINAL OF OTHER GOVERNMENT DOCUMENT

- Must be an original document if it contains a photograph.
- Must be issued by the Federal Government, a federally recognized Tribal Government, or a state or local government in the United States.

Examples:

1. Driver's licenses from other states
2. ID cards issued by federally recognized Native American tribes
3. DPS Receipts (without a photo)
4. Expired Voter Registration Certificates
5. Expired Texas DPS-issued Driver Licenses or personal ID cards (over four (4) years)

Note: Government documents do NOT include Social Security cards (no address), public college or university IDs without an address, state/federal employee ID cards without an address, or library cards without an address. The address on the government document must be an address of the voter. It does not have to match the address on the E-Poll Book.

65

REASONABLE IMPEDIMENT DECLARATION

- The voter must indicate one of the following impediments:
 1. Lack of transportation
 2. Disability or illness
 3. Lack of birth certificate or other documents needed to obtain form of photo ID
 4. Work schedule
 5. Family responsibilities
 6. Lost or stolen identification
 7. Acceptable form of photo ID applied for but not received

66

Example

REASONABLE IMPEDIMENT DECLARATION

TO BE COMPLETED BY VOTER

1. Name: John Voter

VOTER'S DECLARATION OF REASONABLE IMPEDIMENT

A person is subject to prosecution for perjury under Chapter 37, Penal Code, or Section 63.0013 of the Texas Election Code for providing false information in this declaration or this declaration. By signing this declaration, I swear or affirm under penalty of perjury that the information contained in this declaration is true. If I am aware of material, previously reported or not, that may place in jeopardy this declaration, and I am not a reasonable impediment to providing an acceptable form of identification, I have signed a statement of my true intentions to provide an acceptable form of identification.

2. Check at least one box below:

☒ Lack of transportation ☐ Disability or illness

☐ Lack of birth certificate or other documents needed to obtain acceptable form of photo ID ☐ Lack of acceptable photo ID

☐ Lack of acceptable photo ID ☐ Lack of acceptable photo ID

3. I, John Voter, declare that I am a resident of the State of Texas, and I am at least 18 years of age on the day of the election.

4. My unique identifier number is: 1094567890

5. I, Helene Boudier, declare that I am a resident of the State of Texas, and I am at least 18 years of age on the day of the election.

6. The voter provided a signed and dated statement of their lack of transportation or a document confirming transportation in a form of their own or another person's name, or a document confirming transportation in a form of their own or another person's name.

☒ Lack of transportation ☐ Lack of transportation

☐ Lack of transportation ☐ Lack of transportation

7. Signature: Baswell Date of Election: 11/04/2025

Note: Once declaration is executed by both the Judge and voter, the voter must be allowed to cast a regular ballot. If executed, return inside Daily Folder.

67

DECLARATION OF REASONABLE IMPEDIMENT

- You may not question or challenge the voter regarding their lack of acceptable photo ID.
 - If the voter states that they have not been able to obtain an acceptable photo ID, and the voter, in response to your question as to whether they have a reasonable impediment or difficulty to obtaining an acceptable ID, states that they have such a reasonable impediment or difficulty, you must explain their right to complete the Reasonable Impediment Declaration and show a supporting form of ID.
- You may not question the reasonableness of the voter's reasonable impediment or difficulty or the truth of the declaration.
 - For example, if the voter checks "lack of transportation", you may not challenge the voter's access to a bus route or other means of transportation.

A signed Reasonable Impediment Declaration shall be rejected only upon conclusive evidence that the person completing the declaration is not the person in whose name the ballot is cast.

Note: The form warns that false statements and false information on a Reasonable Impediment Declaration subject a person to prosecution for perjury under Chapter 37, Penal Code, or Sec. 63.0013 of the Texas Election Code.

68

ADDRESSES

- You should not compare the address on any ID to the address on the E-Poll Book. **They are not required to match.**
- You are only required to confirm with the voter that the address on the E-Poll Book is correct (Texas Election Code, [63.0011](#)).
- For example:
 - Ask the voter if he/she still lives on 123 Main Street. This allows the voter to update his/her voter registration record.
 - If the voter **says yes**...this confirms that their registration records are up to date.
 - If the voter **says no**...this means that the voter needs to update their address by completing a Statement of Residence.

69

70

[illegible]

STATEMENT OF RESIDENCE

- Also known as a change of address form.
- If a voter moved, he/she will need to complete this form before voting.
- Or if the voter has a "**Suspense**" notation on the E-Poll Book, he/she must complete this form and give it back to you before voting.
- If voter refuses to complete a Statement of Residence, then he/she can only vote a Provisional ballot.
- All required fields must be complete, signed and dated by the voter.
- If possible, write the voters **Voter ID number** on top of the form. This will allow our office to access their voter record faster to make the changes. The voter ID can be found on the E-Poll Book during the check-in process.

[illegible]

SIMILAR NAME PROCESS

- If the voter's name on the E-Poll Book is not identical to the voter's name as it appears on the voter's photo ID or supporting form of ID, the Election Worker will determine, under standards adopted by the Secretary of State, if the names are "substantially similar."
- If the names are substantially similar, the voter shall be accepted for voting after he/she places their initials in the similar name box in the E-Poll Book, these procedures are outlined in the Texas Election Code, Section 63.001.
- If the voter would also like to update their name on their voter registration record, they can do so by completing a Statement of Residence form or a Voter Registration Application.

[illegible]

71

SIMILAR NAME WHEN PROCESSING A VOTER

Initial, Middle Name, Former Name (*maiden names or hyphenated names*).

E-Poll Book	ID
Sandra Robles	Sandra Robles-Avila
Jacob Valenzuela	Jacob Andrew Valenzuela
Aimee L. Smith	Aimee Smith

Slightly Different (*minor misspellings of names*).

E-Poll Book	ID
Vanessa Miller	Vanesa Miller
Mark Lopez	Marc Lopez
Nancy Jones	Nanci Jones

Customary Variation (*English v. Spanish or common abbreviations*).

E-Poll Book	ID
Jose Sanchez	Joseph Sanchez
Kim Rogers	Kimberly Rogers
Esperanza Lopez	Hope Lopez

[illegible]

72

QUALIFYING PROCESS

- [Chapter 63](#) of the Texas Election Code
- Step 1: **Identify voter by asking for any of the 7 acceptable forms of photo ID.** If the voter fills out a **Reasonable Impediment Declaration**, ask for the supporting form of ID.
- Step 2: **E-Poll Book.** Look-up voter with photo ID or supporting form:
 - Voter's name, Date of Birth;
 - Address/Residence (does not have to match from E-Poll Book to acceptable photo ID/supporting form);
 - Any notations.

Note: If acceptable form of photo ID or supporting form does not provide an address, you do not need to ask for a second identification for verification.

73

QUALIFYING PROCESS

- Step 3: **Have you Moved?** Election Worker must ask every voter if they still live at the address shown on the E-Poll Book. If address is different offer voter to complete a Statement of Residence.
- Step 4: **Voter's Information.** Have voter verify his/her information on the E-Poll Book and sign his/her name on the E-Poll Book signature line (*Refer to Poll Pad Training Guide for instructions*).
- Step 5: **Provide Voter with Activation Card to Cast Ballot.** Direct voter to ExpressVote machine of their choice to mark their activation card. Once card is retrieved and marked, voter must scan marked activation card on the DS200.

Note: The address on the voter's identification **does not have to match** the voter's registration address. An Election Worker may not refuse to accept a voter's identification because the addresses do not match. Doing so is violation of the law!

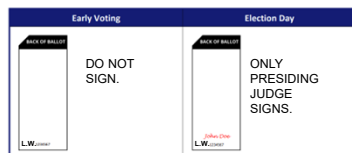
74

ACTIVATION CARD

- The Early Voting Clerk's initials (**L.W.**) are pre-printed on the back of each activation card used at the Early Voting Location. The **Early Voting Judge does not need to sign** his or her full name on the back of the activation card.

ELECTION DAY ONLY:

- Before handing the activation card to the voter, the **Presiding Judge must sign his or her full name on the back of the activation card** after it is ejected from the poll pad printer during check-in.
 - An **Alternate Judge** may only sign the activation card if the Presiding Judge is absent or not present at the polling place.
 - **Clerks** cannot sign the Presiding Judge's name.



Texas Election Code, Sections [85.0311](#), [62.008](#), [Election Judges and Clerks Handbook](#), page 76.

75

79

[illegible]

80

[illegible]


PROVISIONAL VOTER

(Handbook for Election Judges and Clerks, pages 104-111)

At all elections, the following individuals are eligible to receive a provisional ballot:

1. A voter who states he/she does not possess an acceptable form of photo ID, and that he/she can reasonably obtain an acceptable form of photo ID.
2. A voter who states that he or she does not possess an acceptable form of photo ID, and that he/she cannot otherwise reasonably obtain an acceptable form of photo ID but did not bring a form of supporting ID to the polling place.
3. A voter who states he/she possesses an acceptable form of photo ID but does not have it with him/her to present at the polling place. **NOTE:** The voter may opt to leave the polling place and return later with an acceptable form of ID and vote a regular ballot.
4. A voter who does not present an acceptable form of photo ID or follow the Reasonable Impediment Declaration procedure and has a religious objection to being photographed and the voter has consistently refused to be photographed for any governmental purpose from the time the voter has held this belief.

NOTE: A voter who does not possess and could otherwise not reasonably obtain an acceptable form of photo ID but just did not bring a form of supporting ID to the polling place may opt to leave the polling place and return at a later time with an acceptable form of supporting ID and vote a regular ballot after executing a Reasonable Impediment Declaration.

A white ballot box with an American flag on top and the word "VOTE" on the front. The box is supported by two black metal stands. The box has a slot for ballots on the right side. The word "VOTE" is printed in large, bold, black letters on the front panel. The American flag is mounted on top of the box. The box is set against a plain white background.[illegible]

81

PROVISIONAL VOTER (CONTINUED)

At all elections, the following individuals are eligible to receive a provisional ballot:

5. A voter who does not present an acceptable form of photo ID or follow the Reasonable Impediment Declaration because of a natural disaster that was declared by the president of the United States or the Texas Governor, occurred not earlier than 45 days before the date the ballot was cast, and caused the destruction of or inability to access the voter's identification.
6. A voter whose name on the form of identification presented (an acceptable form of photo ID or, if applicable, a supporting form of identification with a Reasonable Impediment Declaration) is determined by the election officer not to exactly match or be substantially similar to the name as it appears on the list of registered voters.
7. A voter who presented a form of identification (an acceptable form of photo identification or, if applicable, a supporting form of identification with a Reasonable Impediment Declaration) but whose identity cannot be verified by the identification presented.

NOTE: If a voter is casting a provisional ballot due to reasons 1-7 above, the Election Judge must advise the voter that in order to have his or her provisional ballot accepted, the voter must present an acceptable form of photo ID to the voter registrar, or, if the voter does not possess and cannot reasonably obtain an acceptable form of photo ID, execute a Reasonable Impediment Declaration, and present a form of supporting ID to the voter registrar, or, if applicable, qualify for one of the exemptions (disability, natural disaster, or religious objection to being photographed) within 6 calendar days of Election Day).



82

PROVISIONAL PROCEDURE

- If the voter believes they are registered, the Early Voting Judge or Alternate Judge must ask if the voter registered or updated their registration at DPS or during a voter registration drive.
- If voter did go to DPS or registered through a voter registration drive, the Election Judge must write the approximate date the voter completed the application on the "Affidavit of Provisional Voter."
- In addition to asking about DPS or a voter registration drive, it is okay for the Election Judge to ask additional information about when/how the voter believes they have registered in order to complete the provisional process:
 - When did you mail in your card?
 - What was the name/and or location for which you registered through a Volunteer Deputy Registrar or voter registration drive?

All these questions help the voter! Remember to check or mark reason seven (7) on Affidavit of Provisional Voter.

83

JUDGES RESPONSIBILITIES

1. Have provisional material ready.
2. Make sure all Election Workers understand that they must offer a provisional to those who are eligible.
3. Be prepared to move provisional voters out of the main line and to the side for processing, direct provisional voters to designated provisional voting area.
4. Ensure voters know they have six days to cure their ballot.
5. **Make sure to write the name of all provisional voters on the "List of Provisional Voters."** Note: You will need this list when completing the "Register of Official Ballots" during closing procedures.
6. Be aware that if there is time, **they can leave and return with proper photo ID or supporting form of ID.**
7. Follow the instructions and fill out all forms completely. Provisional process instructions are available inside your binder.

84

NOT REGISTERED TO VOTE/DID NOT MEET REGISTRATION DEADLINE

All provisional voters must be checked-in on the E-Poll Book, for those voters that:

1. Did **not** meet the voter registration deadline; or
 2. Are **not** registered to vote.
- They will not come up on the E-Poll Book.
 - You will need to **call the Elections Department** in order for those voters to be added to the E-Poll Book.

85

NEW: AFFIDAVIT OF PROVISIONAL VOTER

- **Step 1:** The first line of the provisional envelope is **completed by the Election Judge**.
- **Step 2:** The remainder of the front envelope must be **completed by the voter**.
- **Step 3:** This section is to be **completed by the Election Judge**.
- **Step 4:** This section is to be **completed by the Elections Department**.

STEP 1 →

STEP 2 →

STEP 3 →

STEP 4

86

Step 1: The first line of the provisional envelope is **completed by the Election Judge**.

- Write the name of your Early Voting Location, the precinct number where voter is registered and the date of the election.

Step 2: The remainder of the front envelope must be **completed by the voter**.

- Please make sure that the voter writes legibly.
- Ensure the voter completes all the fields:
 - Name
 - Date of birth
 - Address
 - ID/Social Security (one or the other or both)
 - Citizenship question
 - Voter signature

AFFIDAVIT OF PROVISIONAL VOTER (CONTINUED)

STEP 1 →

STEP 2 →

TURN THE AFFIDAVIT OF PROVISIONAL VOTER AROUND

87

AFFIDAVIT OF PROVISIONAL VOTER (CONTINUED)

Step 3: This section is to be completed by the Election Judge.

- Check or mark if the voter presented an acceptable form of Photo ID or a supporting form of ID and executed a Reasonable Impediment Declaration.
- Check or mark the reason why the voter is voting provisionally.
- Write the date of when the affidavit was completed.
- Sign the bottom of the envelope.

After this you are done!

88

AFFIDAVIT OF PROVISIONAL VOTER (CONTINUED)

Step 4: This section is to be completed by the Elections Department after the election. **DO NOT COMPLETE at your voting place!**

89

VOTER HAS A REASONABLE IMPEDIMENT BUT DID NOT BRING THE SUPPORTING FORM TO THE VOTING PLACE

- If the voter states that they **DO NOT** possess an acceptable form of photo ID, and the voter would otherwise not be able to reasonably obtain an acceptable form of photo ID but has not brought a supporting form of ID to the voting place, the voter should be offered a provisional ballot.
- The voter may "cure" by appearing at the County Voter Registrar's Office within 6 calendar days of Election Day and presenting an acceptable supporting form of ID and completing a Reasonable Impediment Declaration.

Note: The Election Worker should explain that the voter may also opt to leave the voting place and return later with their acceptable form of supporting ID and vote a regular ballot after executing a Reasonable Impediment Declaration at the time.

90

NOTICE TO PHOTO ID PROVISIONAL VOTER

Texas Election Code, [63.001\(g\)](#)

- Only for acceptable ID (photo ID/supporting form) voters who voted provisional.
- Once "Notice of Provisional Voter" is completed by either Election Judge, inform voter to present himself/herself to the **Elections Department within six (6) days from Election Day** with acceptable form of ID in order to have provisional ballot counted.
- Provide voter with map which will offer directions to the El Paso County Elections Department.

SEE NEXT SLIDE FOR EXAMPLE

91

ONLY FOR PROVISIONAL PHOTO ID VOTERS

NOTICE TO PROVISIONAL VOTER

QUESTIONS FOR PROVISIONAL VOTER: Did you (a) present an acceptable form of photo ID and (b) complete a reasonable impediment declaration?

Available forms of photo identification:

- Texas Driver License (DL)
- Texas State Identification Card (ID)
- Texas Non-Operator License (NOL)
- Texas Non-Operator License (NOL) with a valid photo
- Texas Non-Operator License (NOL) with a valid photo and a valid signature
- Valid Texas Non-Operator License (NOL)

Reasonable impediment declaration: I am unable to obtain a valid photo ID because of a reasonable impediment. I am unable to obtain a valid photo ID because of a reasonable impediment. I am unable to obtain a valid photo ID because of a reasonable impediment.

Signature: _____

Date: _____

Signature: _____

Date: _____

PROVISIONAL-PHOTO ID VOTERS ONLY

Directions to Present Photo ID:

Enrique Moreno County Courthouse:
500 E Overland Ave., Suite 314
El Paso, Texas 79901

Parking Available: Located behind the County Courthouse.
500 E Overland Ave.
El Paso, Texas 79901

Directions:

1. From I-10, exit at Overland Ave.
2. Turn south on Overland Ave.
3. Turn east on Overland Ave.
4. Turn right onto Parking Garage.

When you get off your vehicle proceed to the third floor in the parking garage.

You will then enter the courthouse, you will pass county security, then keep walking straight walk towards the elevators and pass the elevators towards the atrium. Our office will be located on the right side, Suite 314.

Should you have any questions call our office at (915) 466-2124.

Our hours of operation are Monday through Friday 9:00 am - 4:45 pm.

Excluding holidays.

For more information visit our website at www.epcountytexas.com.

92

PROVISIONAL PROCESS

```

graph LR
    A[Green Affidavit of Provisional Voter  
(Voter completes required fields and returns to Judge for final completion)] --> B[List of Provisional Voters]
    B --> C[Poll Pad Check-in (Provisional)]
    C --> D[Activation card]
    D --> E[Secretory Envelope  
Voter inserts their Activation Card in Secretory Envelope and seals]
    E --> F[Provisional Ballot Bag]
    F --> G[Notice to Provisional Voter  
ONLY FOR PHOTO ID Voter]
    G --> H[Notice to Provisional Voter]
    
```

Green Affidavit of Provisional Voter
(Voter completes required fields and returns to Judge for final completion)

List of Provisional Voters

Poll Pad Check-in (Provisional)

Activation card

Secretory Envelope
Voter inserts their Activation Card in Secretory Envelope and seals

Provisional Ballot Bag

Notice to Provisional Voter ONLY FOR PHOTO ID Voter

Notice to Provisional Voter

Green Affidavit of Provisional Voter
(Judge returns to voter, voter inserts Secretory Envelope inside affidavit and seals)

93

RECAP OF THE PROVISIONAL PROCESS

Instruct the voter to complete entire top portion of the **GREEN AFFIDAVIT OF PROVISIONAL VOTER** below the election information. They can do this in a designated private area so voters can continue to be qualified. When they are finished, instruct them to return to Judge.

- Once returned to Judge, proceed to "qualify" voter on Poll Pad.
- Once activation card is printed, direct voter to an ExpressVote machine of their choice to make their selections.
- While voter is making their selections, you must complete the top of the **GREEN AFFIDAVIT OF PROVISIONAL VOTER** above the voter section, including the "Type of Election" and "Polling Location" as well as "Date of Election", etc.
 - Examples of types of elections include "Joint Election", "Primary Election". The "Authority Conducting Election" is Lisa Wise.
- Remember to review the voter section, ensure the information is complete and legible. Confirm the voter has signed the affidavit.
- Using the information on the poll pad or by calling the Elections Office, please provide the Precinct where the voter is registered. Put this information on the Affidavit of Provisional Voter form.
- Select the reason the voter is voting provisionally. If reasons 1-7 is chosen, and you wish to add more information, use reason #8 to add more details.
- The Judge **MUST** sign and date the form. If the Judge does not do this, they will be asked to come into the office to do this after the election to properly complete the form.
- Please fill out all the required fields in the voter and judge sections and ensure both the judge and voter signs.
- Once voter makes their selections and activation card has printed, they need to find the Judge in order to receive their **GREEN AFFIDAVIT OF PROVISIONAL VOTER** and **WHITE SECRECY ENVELOPE**.
- Voter inserts **ACTIVATION CARD** in **WHITE SECRECY ENVELOPE**.
- Voter inserts **WHITE SECRECY ENVELOPE** inside **GREEN AFFIDAVIT OF PROVISIONAL VOTER** and seals it.
- Voter hands sealed envelope to Judge, who then places it inside **PROVISIONAL BAG**.
- Make sure voter's name has been added to **LIST OF PROVISIONAL VOTERS** form, which you will find in **PROVISIONAL BAG**.
- Before leaving, **EVERY** provisional voter must be given one of the two different Notices to Provisional Voter forms, depending on reason why they voted a Provisional Ballot.

94

EARLY VOTING PROCESS ONLY: VOTED PROVISIONAL BALLOTS

- If your location has voted provisional ballots, your appointed Rover will pick them up.
- Please complete the *Early Voting Provisional Log Sheet Seals* everyday even if you do not have any voted provisional ballots. Leave both fields (NEW RED SEAL # and INITIAL) blank or write N/A when you do not break the seal.
- The *Early Voting Provisional Log Sheet Seals* and red clip seals will be located inside the Provisional Bag in a zip lock bag. Only one Election Judge initials.
- Please return the log sheet inside your Provisional Bag on the last day of Early Voting.

El Paso County Election Department
 Election Department
 600 S. New Mexico Ave., Suite 114
 El Paso, TX 79901

Phone: 915.546.2216
 Fax: 915.546.2289
www.electiondepartment.com

LISA WISE
 ELECTIONS ADMINISTRATOR

EARLY VOTING PROVISIONAL
 LOG SHEET SEALS

November 2025 Uniform & Special Election

DATE	RED SEAL #	NEW RED SEAL #	INITIAL
4/19/2025	21392830	235858	MJR
4/19/2025	21392830	235857	MJR
4/17/2025	21392830	235858	MJR
4/16/2025	21392830	235858	MJR
4/15/2025	21392830	235858	MJR
4/14/2025	21392830	235858	MJR
4/13/2025	21392830	235858	MJR
4/12/2025	21392830	235858	MJR
4/11/2025	21392830	235858	MJR
4/10/2025	21392830	235858	MJR
4/9/2025	21392830	235858	MJR
4/8/2025	21392830	235858	MJR
4/7/2025	21392830	235858	MJR
4/6/2025	21392830	235858	MJR
4/5/2025	21392830	235858	MJR
4/4/2025	21392830	235858	MJR
4/3/2025	21392830	235858	MJR
4/2/2025	21392830	235858	MJR
4/1/2025	21392830	235858	MJR

RETURN INSIDE PROVISIONAL BAG

Local Opportunity Statement

95

VOTED PROVISIONAL BALLOTS (CONTINUED)

During the Day

- The voter will insert his/her voted provisional inside the Provisional Bag (navy blue bag).

Closing Procedures Every Night (To be completed by Election Judge ONLY)

- At the end of the day, if the Judge has any voted provisionals, the assigned District Supervisor (Rover) will pick up the bag and deliver it. **DO NOT SEAL THE BAG UNTIL YOUR ROVER ARRIVES!**
- Judge will complete and initial the provisional log sheet provided by the Rover.
- Judge will place the log sheet inside the navy-blue bag.
- Judge will close the navy-blue bag and use a new red seal to close it.

96

97

WHAT IS CURBSIDE VOTING?

If a voter is physically unable to enter your voting place without assistance or likelihood of injury to his or her health, one Election Worker may deliver a ballot to the voter at the entrance or curb of the Early Voting Location (Texas Election Code, Section [64.008\(a\)](#)).

The voter must be qualified by the Election Worker before the voter can receive the ballot (Texas Election Code, Section [64.009\(b\)](#) and [\(c\)](#)).

If the voter is not only physically unable to enter the polling place, but is also eligible for voter assistance in marking his/her ballot:

- Two Election Workers may assist the voter (Texas Election Code, Section [64.032\(a\)](#)); or

The voter may be given assistance by a person of the voter's choice, other than the voter's employer or agent of that employer (Texas Election Code, Section [64.032\(c\)](#); 42 U.S.C.A. 1973aa-6).


You will receive [one A-Fram](#) sign for your Early Voting Location.

NOTE: NEW LAW: SB 477 (2023, R.S.) amended Section 64.009 of the Code, effective June 18, 2023, requires for a polling place to designate a space for curbside voting, **DO NOT PLACE THE A-FRAME IN AN ADA/ACCESSIBLE PARKING SPACE**. Also, new law states that a voter requesting curbside voting "may call or text to request assistance." The cell phone number displayed on the sign will be answered by an Elections Department staff member that will call your location to provide you with the voter's information and vehicle information.

[illegible]

CURBSIDE VOTER

- **You may not question or challenge the voter for voting curbside!**
- Curbside voters **will be checked-in** on the E-Poll Book.
- Curbside voters **will now receive an activation card** during the check-in process.
- Voter will vote on the Curbside ExpressVote machine.
- If curbside voter is a provisional voter (not registered to vote, does not have an acceptable form of ID, does not have their mailed ballot) you must provide voter with activation card, secrecy envelope and the Affidavit of Provisional Voter. Deposit the sealed affidavit (containing voted ballot) inside the Provisional Bag.
- Remember, should any questions arise call the Elections Department first!



98

[illegible]

CURBSIDE VOTER STATEMENT

[illegible]

- Before an Election Officer may deliver a ballot to a voter, the voter must complete and sign this form, provided by the Election Officer, that contains the following statement: "I swear (or affirm) under penalty of perjury that I am physically unable to enter the polling place without personal assistance or likelihood of injuring my health, or I am requesting a reasonable accommodation under Section 1.022, Election Code. Therefore, I am requesting to vote outside the polling location."

99

100

[illegible]

- Complete only if a person provided transportation to a total of 7 or more curbside voters during Early Voting and Election Day.
- **Does NOT** apply if the person assisting is related to each voter within the second degree by affinity (marriage) or the third degree by consanguinity (blood).
- If complete, return inside Envelope #2.

101

RENDERING ASSISTANCE TO A VOTER

Voters who are eligible for assistance:

- Any voter who is physically unable to mark his or her ballot (Texas Election Code, Section [64.031](#); 42 U.S.C.A., 1973aa-6);
- Any voter who cannot read the languages on the ballot (Texas Election Code, Section [64.031](#); 42 U.S.C.A., 1973aa-6).

Definitions of assistance (Texas Election Code, Section [64.0321](#)):

- Reading the ballot to the voter
- Directing the voter to read the ballot
- Marking the voter's ballot as directed by the voter
- Directing the voter to mark the ballot

The person who is to provide assistance must first take an Oath of Assistance administered by one Election Worker (Texas Election Code, Section [64.034](#)).

- Voters who are eligible for assistance:
- Any voter who is physically unable to mark his or her ballot (Texas Election Code, Section [64.031](#); 42 U.S.C.A., 1973aa-6);
 - Any voter who cannot read the languages on the ballot (Texas Election Code, Section [64.031](#); 42 U.S.C.A., 1973aa-6).
- Definitions of assistance (Texas Election Code, Section [64.0321](#)):
- Reading the ballot to the voter
 - Directing the voter to read the ballot
 - Marking the voter's ballot as directed by the voter
 - Directing the voter to mark the ballot
- The person who is to provide assistance must first take an Oath of Assistance administered by one Election Worker (Texas Election Code, Section [64.034](#)).

102

[illegible]

The above oaths were sworn and subscribed to before me this 23rd day of October, 2025. Los juramentos señalados arriba fueron declarados por juramento y suscritos ante mí en la fecha arriba.

Melissa Rosales
Signature of Election Officer
Melissa Rosales

Election Worker Assistance Sheet

Election Worker Assistance Sheet			
Name of voter (Print or type name)	Printed Name of Assessor (Print or type name)	Address of Assessor (Print or type address)	Relationship of Assessor to Voter (Print or type relationship)
1. Johnny Voter	Jane Assessor	123 Main St., El Paso, TX 79901	None
2.			
3.			
4.			
5.			
6.			
7.			
8.			
9.			
10.			

- Section 64.0322 of the Texas Election Code has been amended and now requires that an election official who provides assistance to a voter must complete an Election Worker Assistance Sheet.
- This requirement applies to assistance administered both during the curbside voting process, as well as in-person voting within a polling location.

103

USING ENGLISH & INTERPRETERS

- The voter may select an interpreter who is not the voter's employer, an agent of the voter's employer, or an officer or agent of a labor union to which the voter belongs (Texas Election Code, Section 61.033(1)).
- If a person is appointed to serve as an interpreter by an election officer, the interpreter must be a registered voter of the county in which the voter needing the interpreter resides or a registered voter of an adjacent county (Texas Election Code, Section 61.033(2)).
- If a voter cannot communicate in English, an election officer may communicate with the voter in a language the officer and the voter understand (Texas Election Code, Section 61.031(b)). If an election officer and a voter communicate in a language other than English, any other election officer or a poll watcher, upon request, must receive an English translation of anything spoken (Texas Election Code, Sections 61.031 and 61.036).
- The voter may also select an interpreter subject to the qualifications described in this Section E to communicate with the election officer(s) attending to the voter in a language that is not English, regardless of whether the election officer who attempts to communicate with the voter understands or does not understand the language used by the voter (Texas Election Code, Section 61.032).
- An interpreter may interpret for any number of voters. For each voter, the interpreter must take the "Oath of Interpreter" (Texas Election Code, Section 61.035).
- The interpreter may be a person provided by the authority conducting the election. However, even if an interpreter is provided, a voter may use an interpreter of his or her own choosing (Texas Election Code, Section 61.032).

104

7-63
Prescribed by Secretary of State
Section 64.0322, 64.034, Texas Election Code
(2025)

Type of Election Uniform & Special	Polling Location Commissioner's Corner
Date of Election 11/04/2025	Authority Conducting Election Lisa Wite

OATH OF INTERPRETER
Oath of Interpreter: "I swear (or affirm) that, to the best of my ability, I will correctly interpret and translate each question, answer, or statement addressed either to the voter by any election officer or to an election officer by the voter." *Juramento del Interpretador:* "Yo juro (o afirmo) que, a mi mayor habilidad, interpretaré y traduciré de una manera correcta cada pregunta, respuesta o declaración que cualquier oficial electoral dirija al votante o que el votante dirija a cualquier oficial electoral."

Luz Lopez

- Instructions:**
- Administer the Oath of Interpreter to the Interpreter.
 - The Interpreter must repeat the Oath aloud.
 - Instruct the Interpreter to sign the form.

The above oaths were sworn and subscribed to before me this 24th day of October, 20 25.

Madisa Rosales

Signature of Election Officer
Melissa Rosales

Printed Name of Election Officer

RETURN INSIDE ENVELOPE #2

105

SPOILED BALLOT

- A voter who makes a mistake while marking his or her ballot may take the spoiled ballot to an Election Worker and exchange it for a new ballot (Texas Election Code, Section [64.007\(a\)](#)).
- A voter may spoil up to **two ballots and vote a third ballot** (Texas Election Code, Section [64.007\(b\)](#)).
- The Election Worker shall put the name of the voter and the ballot number on the *Register of Spoiled Ballots*, write on the FRONT of the ballot "Spoiled". Both the register and the spoiled ballot, if any, must be returned inside the Spoiled Ballots Envelope.

106

REGISTER OF SPOILED BALLOTS

Ballot Serial Number	Name of Voter	Ballot Number	Ballot Type	Ballot Status
000002	Jonathan Marquez	YES	NO	NO

I, the undersigned Presiding Judge of the election named herein, do hereby certify that the above and foregoing is a true and correct Register of Spoiled Ballots for the above-named election. Given under my hand, this 24th day of October, 2025.

Felipe Ramirez
Signature of Presiding Judge
Felipe Ramirez
Printed Name of Presiding Judge

SPOILED BALLOT (EXPRESSVOTE MACHINE VOTER)

Write "Spoiled" on the ballot. Number of ballot is on the back of the ballot.

Insert spoiled ballot and register inside Spoiled Ballots Envelope

107

REGISTER OF SPOILED BALLOTS

Ballot Serial Number	Name of Voter	Ballot Number	Ballot Type	Ballot Status
000002	Jonathan Marquez	YES	NO	NO

I, the undersigned Presiding Judge of the election named herein, do hereby certify that the above and foregoing is a true and correct Register of Spoiled Ballots for the above-named election. Given under my hand, this 20th day of October, 2025.

Felipe Ramirez
Signature of Presiding Judge
Felipe Ramirez
Printed Name of Presiding Judge

SPOILED BALLOT (CURBSIDE PROVISIONAL VOTER)

Write "Spoiled" on the ballot

Insert spoiled ballot and register inside Spoiled Ballots Envelope

108

EARLY VOTING SEAL LOG

LOCATION: Commissioner's corner

ELECTION: Uniform & Special Election

DS200 MACHINE

DATE	TIME	SEAL NO.	SEAL NO.	SEAL NO.	SEAL NO.
10/21/2025	10:00	1000000	27555712	55747795	

EXPRESSVOTE MACHINE

DATE	TIME	SEAL NO.	SEAL NO.	SEAL NO.	SEAL NO.
10/21/2025	10:00	1000000	27555712	55747795	

DATE: 10/21/2025 TIME: 10:00 AM

PLEASE PLACE ALL SEAL LOGS ON THE BACK OF THIS SHEET
RETURN IN ENVELOPE #2

EARLY VOTING SEAL LOG

- You will receive a seal log for each Early Voting day.
- Serial numbers must match; place all used seals on the back of the sheet.
- Broken tail seals must be returned inside **yellow bank bag**.
- Open all ExpressVote machines assigned to your location.
- You will also receive a log sheet for the Curbside ExpressVote.

Do not leave logs inside binder.
Return logs inside Envelope #2

109

REGISTER OF OFFICIAL BALLOTS

Texas Election Code, Sections 85.032, 127.004 through 127.008

How to complete:

- Form will be inside the black "Activation Cards & Provisional Ballot Bag"
- Write legibly the election name, your assigned voting place, Date of Election and DS200 ID number.

A. Provide number of cards/ballots received, provide supplemental activation cards, if applicable.

B. Provide "Public Count" from the DS200; number appears at the bottom middle of the screen.

C. Provide number of Voted Provisional Ballots; number should match "List of Provisional Ballots".

D. Provide number of Spoiled Ballots, Damaged Ballots, Unused Ballots signed by Judge; Provide a total, use formula on form.

E. Provide count of Unused Ballots; use formula on form.

F. Provide count of total ballots accounted for; use formula on form.

G. Provide total number of ballots unaccounted for; use formula on form.

H. Provide total number of names Checked-In on E-Poll Book(s); use formula on form.

I. Provide total number of activation cards in the DS200; use formula on form.

Write the serial number of the blue seal used during closing procedures on the blue bin.

Date of Election

Both Election Judges sign; Poll Watcher signs if present during closing procedures.

White Copy (Envelope #2) Yellow Copy (Black Bag) Blue Copy (Presiding Judge) Pink Copy (Alternate Judge)

110

ACTIVATION CARDS & PROVISIONAL BALLOT BAG SEALS LOG

- This form will be located inside the "Activation Cards & Provisional Ballot Bag" also known as the black ballot bag.
- During opening procedures on the first day, verify that the serial number on the clip matches the serial number on this form; two initials are required.
- During closing procedures on the last day, seal the ballot bag with a red or white clip seal and write down the serial number on this form.
- This process must be completed by both Election Judges; both judges initial, but only one signature is required during closing procedures on the last day.
- Return the executed form inside **Envelope #2**.

EARLY VOTING ACTIVATION CARDS - SEAL LOG

Early Voting Location: Booth #10 Election Date: 11/04/2025

During opening procedures and on a daily basis, inspect the "Activation Cards Ballot Bag" with a RED CLIP SEAL and complete the table below. You will close with BAY 1 & 2 (BAY 1 & 2) on the day, new seal number and date.


On the last day, only the Early Voting Judge must sign the bottom of this form.

Day	Date	Serial Number	Early Voting Judge	Alternate Judge
Day 1	10/21/2025	1072384		
Day 2	10/22/2025	1072385		
Day 3	10/23/2025	1072386		
Day 4	10/24/2025	1072387		
Day 5	10/25/2025	1072388		
Day 6	10/26/2025	1072389		
Day 7	10/27/2025	1072390		
Day 8	10/28/2025	1072391		
Day 9	10/29/2025	1072392		
Day 10	10/30/2025	1072393		
Day 11	10/31/2025	1072394		
Day 12				
Day 13				
Day 14				
Day 15				
Day 16				
Day 17				
Day 18				

Early Voting Judge Signature: [Signature]

RETURN INSIDE ENVELOPE #2

111




ACTIVATION CARDS

- The number of activation cards that your location receives is determined by voter turnout in past elections.
- Once you see that stock is getting low, contact your District Supervisor (Rover) to bring you more.
- It is your responsibility to monitor the number of activation cards remaining at your location.
- **DO NOT** wait until you run out.

112

VOTING MACHINES & SIGNS

- Only Election Workers can open and close the voting system.
- Any voting system problem(s) please close machine(s) and call tech support immediately at (915) 273-3597.
- Take plenty of "Vote Here" signs for your Early Voting Location.
- At the end of the day leave "Vote Here" signs and voting system in same area where you first located the voting system at the beginning of the first day.



113



YELLOW CANVAS BAG

- Place the VOTED ACTIVATION CARDS extracted from the BLUE BALLOT BOX in the Yellow Canvas Bag. The Early Voting Supervisor assigned to your location will pick-up bag daily during the Early Voting period, (except for last day).

114

DAILY ENVELOPE

Early Voting Judge:

Envelopes are labeled by location.

The following completed forms must be returned inside the assigned envelope:

- Statement of Residence
- Reasonable Impediment Declaration
- Early Voting Daily Report
- Register of Surrendered Ballots by Mail

Daily envelope will be picked up by your appointed Rover every other day.



115

ENVELOPE #2

Any completed forms during the Early Voting period must be distributed to appropriate authorities in particular envelopes. The following forms must be placed inside Envelope #2 ready to return on the last day of Early Voting. Unused forms go back inside the Election Forms envelope:

- Election Seal Log(s) (do not leave inside binder)
- Oath of Election Judges and Clerks
- Oath of Assistance
- Oath of Interpreters
- Notice of Total Number of Voters Who Voted
- Notice of Defective Delivery
- Blank Activation Cards Bag-Seal Log
- Register of Official Ballots/Ballot and Seal Certificate(white copy)
- Information of Person that Provided Transportation to seven or More Voters for Curbside Voting
- Poll Watcher Certificate of Appointment and Training Completion (if presented)

116

ENVELOPE FOR DAMAGED BALLOTS

Enclose in this envelope perfect ballot cards that have been:

- Torn
- Crumpled
- Damaged

These ballots will be duplicated at Central Counting Station prior to counting on Electronic Tabulating Equipment.

Record the number of ballot cards placed in this envelope on the "Register of Official Ballots/Ballot and Seal Certificate."

117

EARLY VOTING DAILY REPORT

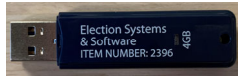
Remember:

- Early Voting Judge and Alternate Judge, complete your Early Voting Daily Report and return inside your Return Forms Envelope, form is double-sided.
- For any voting machine or E-Poll Book issues call the Elections Department immediately!
- Main Line: (915) 273-3597.

118

DELIVERY OF FLASH DRIVE


- After closing your location, the Early Voting Judge and Alternate Judge **must remove the flash drive from the DS200**. See "DS200 Closing Procedures" on binder for instructions.
- Place **flash drive** inside **yellow bank bag**. Judges, you must lock the **yellow bank bag** with red seal provided inside the clear pouch.
- Sealed bank bag must be delivered with the rest of the election supplies to Justice Warehouse.
- If you forget the flash drive, you will be required to return to your Early Voting Location to retrieve that flash drive and bring it to the warehouse. This is the law!



119

DS200-BLUE BALLOT BIN

- This process is **ONLY for Early Voting Locations**:
- The blue bin must be locked every night with both the silver key and the yellow key. This will ensure that once it's empty, no ballots are being inserted until opening procedures the next day.
- Voted ballots will be picked up every night by your assigned Early Voting Supervisor (Rover).



120

RECEIPT FOR TRANSFER BALLOT BOX

Early Voting Judge:

- Only complete top right box and print the name of your Early Voting Location, your name and the name of your Alternate Judge.
- DO NOT SIGN OR WRITE TIME IN.** Representative from the Central Counting Station will complete this portion of the form.

Note: You must archive the carbon copy once executed by both you and the Central Counting Station Representative for 22 months.

121

DELIVERY OF EARLY VOTING SUPPLIES

The **Early Voting Judge** and **Alternate Judge** must deliver the:

- Early Voting Bag
- All assigned E-Poll Books
- Locked and sealed DS200-Blue Ballot Bin

To the Elections Warehouse, 3850 Justice Dr., El Paso, Texas 79938.

Note: Leave the trash can and alcohol wipes with all voting machines at the Early Voting Location. **Alternate Judge** can follow the **Early Voting Judge** in a separate vehicle.

122

EARLY VOTING LAST DAY GUIDE

Preparing to leave your location on the last day of Early Voting:

- Items listed on this form must be at the very top of the bag.
- This form will be available in the back of your Early Voting binder.

Note: The red bank bag has been replaced with the **yellow bank bag**.

123



END OF TRAINING

For more information or questions regarding
this training contact Marco Covarrubias,
Training Coordinator Supervisor at
M.Covarrubias@epcounty.com.
